2021 HI network annual report

Handicap International
Humanity & Inclusion

Editorial

Standing firm in the face of adversity!

After a year dominated by the Covid-19 pandemic, 2021 was marked by a deeply worrying deterioration in the political situation in countries and regions where HI operates: West Africa, Haiti, Colombia, Libya, Myanmar, Afghanistan, Yemen..., and now Europe, where yet again civilians are being targeted and trapped by bombings. In 2021, almost half of the countries where HI works were in a crisis situation.

This deterioration had an unprecedented impact on our operations. Our social mission's activities decreased 4% to 160 million euros. Although partly the result of restrictions on travel due to the Covid pandemic, the principal cause was the worsening security conditions that made it difficult, if not impossible, for our teams to reach vulnerable populations.

A tireless battle against the cowards' war

In such complex settings, our international advocacy became more important than ever. Indeed, the horrific wars in Syria and Yemen – and now Ukraine – are a validation of our eight years of unwavering commitment to securing a political declaration against the use of explosive weapons in densely populated areas.

More generally, the campaigns initiated by HI in the 1990s to protect civilians resulted in the ratification of international treaties against landmines and cluster bombs that have served to strengthen international humanitarian law. Thanks to these treaties, observers no longer have any hesitation in qualifying the use of mines and cluster munitions and the bombing of civilians as war crimes.

Resilience and continued transformation

To rise to the major challenges of our time, we pursued HI's transformation and focused on new strategic initiatives in 2021.

Recognising strength in numbers, we continued to pool resources with our humanitarian counterparts. Thus, we helped established the humanitarian logistics cooperative RLH Co-op to operate in liaison with the Humanitarian Logistics Network (HLN), of which HI is a member.

Social and environmental responsibility issues were high on our agenda, with a strong focus on promoting diversity and preventing discrimination in the workplace. We began by assessing the situation within HI, establishing a social barometer based on a questionnaire answered by almost half of our global workforce.

Our "Be HInclusive" project continued to work with and support our organisation and staff to foster the inclusion of employees with disabilities. Our environmental agenda, adopted in 2018, gathered momentum (see article on page 6).

As for private fundraising, our excellent results in 2021 were a testament to both the loyalty of our donors and the dedication of our teams. We continued to develop digital fundraising, as well as our direct mailing and legacy campaigns and, for the second year running, donations to our social mission reached a record high. Further proof, if proof were needed, that solidarity really is the best response to adversity! ■

Jean-Noël Dargnies, Chairman and
Manuel Patrouillard, Managing Director

© Tom Nicholson / HI

EDITORIAL

PRESENCE WORLDWIDE

452 projects in **60** countries

PEOPLE SUPPORTED DIRECTLY AND INDIRECTLY

DIRECT BENEFICIARIES

3,133,711

people having received goods or services as part of a project implemented by HI or its operating partners in 2021.

INDIRECT BENEFICIARIES

14,196,321

people benefiting from the effects of goods or services received by HI's direct beneficiaries in 2021

PEOPLE[1] REACHED BY SECTOR OF ACTIVITY

HEALTH & PREVENTION:

1,282,450 people

SOCIAL & INCLUSION[2]

952,244 people

REHABILITATION SERVICES

371,915 people

SAFEGUARDING AND RISK REDUCTION[3]

1,146,717 people

Including ARMED VIOLENCE REDUCTION

774,802 people

GLOBAL WORKFORCE[4]

4,755 people

or:

- **3,996** local staff in project countries
- **290** international staff in project countries
- **255** headquarters staff working in programme management
- **214** staff working in support services, fundraising and communication

HI NETWORK BUDGET

221 million euros

1. Direct beneficiaries: People having directly benefited from the actions of HI or its partners in 2021. Some people may have benefited from several services or activities and been counted more than once. For this reason, data by sector of activity cannot be cumulated.
2. Services related to habitat, infrastructure, communication and public transport; services related to justice, citizenship and political participation; social services; educational services; economic services; water, sanitation and hygiene services.
3. Armed violence reduction (including mine action), natural disaster risk reduction & climate change adaptation, safeguarding against abuse and violence, inclusive humanitarian action, gender and disability.
4. Workforce expressed in annual full-time equivalent positions.

Part 1 I Who are we?

Our vision

Outraged by the injustice faced by people with disabilities and vulnerable populations, we aspire to a world of solidarity and inclusion, enriched by our differences, where everyone can live in dignity.

Our mission

HI is an independent and impartial aid organisation working in situations of poverty and exclusion, conflict and disaster. We work alongside people with disabilities and vulnerable populations, taking action and bearing witness in order to respond to their essential needs, improve their living conditions and promote respect for their dignity and fundamental rights.

Our values

HUMANITY

All our actions are underpinned by the value of humanity. We include everyone, discriminate against no one and recognise each individual's right to dignity. Our work is characterised by respect, benevolence and humility.

INCLUSION

We work for the inclusion and participation of all people in society, ensuring diversity, equity and individual choice. We value difference.

COMMITMENT

We are resolute, enthusiastic and bold in our commitment to developing appropriate, pragmatic and innovative solutions. We take action and rally those around us to fight injustice.

INTEGRITY

We work in an independent, professional, altruistic and transparent manner.

The Handicap International — Humanity & Inclusion Organisation

The HI Organisation is comprised of the Federation, established in 2009, and eight national associations founded between 1982 and 2006: Belgium, Canada, France, Germany, Luxembourg, Switzerland, the United Kingdom and the United States.

The Federation implements the network's programmes in 51 countries under the name "Humanity & Inclusion" or "Handicap International", depending on the country. In 2021, 16 of these programmes worked under the name "Handicap International", 10 as "Humanité & Inclusion" and 25 as "Humanity & Inclusion".

The national associations are called "Handicap International" in Belgium, France, Germany, Luxembourg and Switzerland, and "Humanity & Inclusion" in Canada, the United States and the United Kingdom.

© S. Wohlfahrt / HI

The HI network

The HI network is made up of the Federation that implements our programmes in 51 countries, 8 national associations, an office in Austria (under the name "Handicap International") and the HI Institute for Humanitarian Action.

HI Institute for Humanitarian Action: safeguarding our ethical principles

Since 2015, the HI Institute for Humanitarian Action (formerly the Handicap International Foundation) has been responsible for defining the ethical framework underpinning HI's actions. The Institute analyses the ethical and political issues facing the HI movement and the aid sector in general.

IDEAS LABEL

In January 2016, with the help of the Institute for the Development of Ethics and Action for Solidarity (IDEAS), HI engaged in a process to enhance its governance, financial management and effectiveness. Our management and transparency were reviewed against 120 IDEAS evaluation criteria and, based on an independent audit, the HI Federation obtained the IDEAS label we were awarded again in 2020.

Institutional policies and Code of Conduct

HI's institutional policies set out the principles to be respected by all of our employees and partners. Our gender, beneficiary safeguarding and child protection policies are accompanied by a code of conduct that applies to everyone representing HI (employees, people accompanying expatriate staff, consultants, service providers, partner organisations, interns and voluntary workers). Whenever local legislation permits, we incorporate this code of conduct into employment contracts and internal rules of procedure.

Our institutional polices are available on line at https://hi.org/en/institutional-policies:

- Policy for the protection of beneficiaries against sexual exploitation and abuse, which also prohibits recourse to prostitution
- Child protection policy
- Gender policy
- Policy for the prevention of and fight against bribery and corruption
- Safety and Security policy.

International recognition

1996
The United Nations High Commissioner for Refugees awarded HI the Nansen Refugee Prize for its "outstanding work with refugees".

1997
HI was co-laureate of the Nobel Peace Prize for its role in the International Campaign to Ban Landmines.

1999
HI was granted and has since maintained special consultative status with the United Nations.

2008
The Nansen Refugee Prize was awarded to the United Nations Mine Action Coordination Centre for South Lebanon in recognition of the work of its deminers, including three HI demining teams.

2011
HI received the Conrad N. Hilton Humanitarian Prize for its actions in support of people with disabilities.

2018
HI was rated 12th in NGO Advisor's ranking of the world's top 500 non-governmental organisations.

2020
The European Union recognized HI with two Horizon Prize awards for innovation in humanitarian aid for its projects on tele-rehabilitation and the use of drones for mine clearance.

They support our causes

HI is under the high patronage of Her Majesty Queen Mathilde of Belgium. Many other prestigious personalities support our causes, including Artus, Brusk, Fabian Bünker, Jessica Cox, Yves Duteil, Johannes Floors, Rachel Kolly, Marie-Amélie Le Fur, Henri Leconte, Silke Pan, Axelle Red, Diane Tell ou Celine van Till.

Part 2 | Our actions

2021 key events

ENVIRONMENTAL AGENDA

A strong commitment to a greener HI

In 2021, the climate emergency prompted HI to make a series of major commitments, reaffirming our determination to carry through our ecological transition. In the update to our 2016-2025 strategy, we added the reduction of our environmental footprint as a key challenge and strategic opportunity in its own right. To stress its importance, the environmental agenda, adopted in 2018, was made into an institutional policy.

It is critical that we support the people most exposed to the consequences of climatic and environmental crises. HI thus signed the Climate and Environment Charter for Humanitarian Organizations, published in May 2021 by the ICRD. In doing so, our organisation – alongside 218 others – committed to strengthening our actions, with the goal of reducing risks and vulnerabilities.

At the same time, we committed to measuring and reducing our greenhouse gas emissions, and co-created the CHANGE consortium (Consortium of humanitarian actors and networks engaged in greenhouse gases emissions reduction). Comprising ten international NGOs, the consortium has developed a specific methodology for measuring and reducing the humanitarian sector's carbon footprint – a methodology we used in 2021 to collect and analyse data from two of our sites. This first step enabled us to identify the major sources of greenhouse gas emissions at HI and to evaluate the amount of work required in 2022 to extend the exercise across the whole organisation. Once this is done, we will be able to define a quantified trajectory for reducing our greenhouse gas emissions and adapt our action plan to obtain the results we are looking for.

Logistics will be a key focus area. Selecting local suppliers, rationalising and pooling transport and storage facilities and using renewable energy to power our offices are all good practices that have already been tested at several sites. They must become our standards for tomorrow.

But greenhouse gas emissions are not our only focus. We want to tackle and reduce our environmental impact globally. At the project level, for example, we are testing a rapid environmental assessment tool specifically designed for humanitarian actors called NEAT+. We have also integrated sustainable development into all of our technical strategies, testing innovative approaches such as tele-rehabilitation and conducting research into recycling materials for the manufacture of prosthetic sockets. Lastly, HI is also actively committed to enhancing the adaptation and resilience capacities of vulnerable communities affected by climate change.

This ecological transition calls for some far-reaching changes. To help ensure all of our colleagues are on board, we recruited a full-time, headquarters-based project manager in 2021 to measure our progress, among other things.

LAOS

Vaccine access for all: a vital issue

© V. Xaysana / HI

According to the scientific review The Lancet*, some 18.2 million people across the world died in 2020 and 2021 because of the Covid pandemic. In 2021, our teams in Laos pursued the Covid prevention and control activities put in place the previous year, with a strong focus on vulnerable people and people with disabilities. Indeed, although the coronavirus affects everyone, people with specific needs are disproportionately impacted. The virus can exacerbate pre-existing conditions, and physical barriers and discriminatory attitudes can restrict access to already overstretched public services.

Access to vaccination is key in the fight against Covid-19. In 2021, HI published the first survey on barriers experienced by people with disabilities in Laos. Between May and June, our teams conducted more than 100 phone interviews with people with disabilities living in Xamnua and Kaison districts and the capital city, Vientiane. The survey revealed that only 19% of those interviewed had received the vaccine; 73% reported that the biggest obstacles to vaccination were long lines and a lack of priority access for people with disabilities; 43% did not have sufficient information on where and how to get vaccinated; 55% said they would have been more willing to get vaccinated if they had been given more information on the vaccine; and lastly, 61% were concerned about unknown side effects of the vaccine and regretted a lack of information about its effects on pre-existing conditions.

7,236 people living in very remote areas of Laos were vaccinated

Our teams also assisted with the Covid-19 vaccination campaign in Houamuang district. Thanks to our drivers and vehicles, 7,236 people living in extremely remote areas were able to get vaccinated.

[2]The Lancet, Estimating excess mortality due to the COVID-19 pandemic: a systematic analysis of COVID-19-related mortality, 2020–21

© F. Vergnes / HI

IRAQ

A damning report on the plight of civilians

In 2021, HI published a report showing that, five years after the end to the fighting in Iraq, explosive devices (mines, cluster munitions, unexploded ordnance, etc.) continue to claim civilian lives. Between 2018 and 2020, almost 700 people were killed, maimed or left with

permanent disabilities due to a mine – or ERW – related accident. And today,

97 417 people benefited from explosive remnants of war risk risk education

nearly 3,225 square kilometres of land are still contaminated by explosive devices that can be anywhere – buried in the ground, attached to refrigerators, doors or windows, concealed under rubble or even packed inside children's toys and domestic appliances. This contamination endangers the lives and safety of civilians and hinders access to essential services, such as health, education, water, sanitation, transport and telecommunications. It also severely affects the livelihoods of whole communities by preventing farmers and herders from accessing their land, for example. Lastly, it restricts people's movements and prevents displaced populations from returning home.

Drawing on the example of Iraq, HI continues to lobby for a strong political declaration banning the use of explosive weapons with wide-area effects in populated areas. In particular, we are seeking to ensure that the declaration includes firm

15,405 m² of land cleare of explosive remnants of war risk hazards

commitments on land release, risk education and victim assistance.

© F. Vergnes / HI

CHAD/IRAQ

Demining with drones

In March 2021, HI completed two years of drone experiments in northern Chad, with the help of our partners, Mobility Robotics and FlyingLabs Côte d'Ivoire. The drones tested were used to map and inspect hazardous areas. With the help of photos and videos taken remotely, the deminers were able to explore inaccessible locations and identify hazards on the ground. Our teams also produced high-resolution maps, which they used to study signs of contamination, such as craters or traces of landmine accidents involving animals or vehicles. In another innovation, a thermal sensor mounted on a small drone was used to locate anti-personnel and anti-vehicle mines buried in the desert.

In just two years, our teams conducted more than 100 drone missions in 65 locations, mapped 30 linear kilometres of minefields and located more than 2,500 mines using the thermal sensor.

They also trained six Chadian deminers in the use of small drones. And for the first time in the history of humanitarian demining, drones equipped with infrared sensors were used in conjunction with demining operations in real conditions.

2,500 mines located with the help of drones

In April 2021, teams in Iraq launched a similar one-year project to enhance the country's capacity to address the threat and impact of explosive ordnance on populations.

© O. Zerah / HI

AFGHANISTAN

Maintaining access to rehabilitation care

In August 2021, the Taliban overthrew Afghanistan's ruling government, plunging the country into a major humanitarian crisis. Within a matter of days, HI's teams resumed their assistance to vulnerable populations. Once the fighting had stopped, roadblocks had been lifted and security conditions had improved, people began streaming into HI's Kandahar rehabilitation centre, which opened in 1996. With almost 100 new arrivals each week – twice as many as in the previous months – the mobile team in Kandahar provided the centre with the backup it needed to cope with the patient influx. In Kunduz, orthopaedic activities also resumed rapidly, along with home visits and outreach activities in areas where access to health care is complicated. HI was also able to resume its three-year training course for 140 physiotherapists.

23,713 people received rehabilitation services

In 2021, more than 22,000 people attended functional rehabilitation sessions and the workshop in Kandahar produced some 3,700 prosthetic and orthotic devices. In a country where the number of people in need of humanitarian assistance rose from 8 million in 2020 to 17 million in 2021, our teams also provided 12,000 people with psychosocial support.

SAHEL

Pursuing our actions in a severely deteriorated environment

Against a background of chronic and acute crises and deteriorating security conditions, HI pursued its activities on the borders of Burkina Faso, Niger and Mali in the Sahel. For people in the region, basic services such as health and education are hard to access and employment opportunities rare. This situation is compounded by natural disasters, poverty, food insecurity and rampant armed violence.

26,353 people benefited from the RECOSA project in Burkina Faso and Niger

Seeking to address the needs of the region's vulnerable populations and protect them from human and climatic risks, HI and its partners implemented two projects to foster community resilience and social cohesion known as RECOSA (Project to strengthen the resilience and social cohesion of vulnerable populations in the cross-border regions of Burkina Faso and Niger), and ACOR (Alliance for Social Cohesion and Resilience in Mali and Mauritania).

© HI

7,374 people were supported by the ACOR project in Mali

These projects gave vulnerable people access to social protection mechanisms, while helping them to develop their livelihoods, and strengthened their capacity to adapt and withstand shocks. They were also afforded access to basic health services. Additionally, our teams supported local communities and institutions to prevent conflicts and strengthen social cohesion.

© Olivier Czar Katona/HI

HAITI

Inclusive multi-sector aid in response to the earthquake

On 14 August 2021, a magnitude 7.2 earthquake rocked Haiti's South, Nippes and Grand'Anse departments, affecting more than 800,000 people and leaving nearly 650,000 people in need of humanitarian assistance. This devastating disaster left over 2,200 people dead and 12,700 injured. 73% of the damage was to housing (nearly 140,000 homes sustained damage or were destroyed) and education and health infrastructure. HI rapidly launched an inclusive emergency operation encompassing several sectors of activity.

Functional rehabilitation and mental health and psychosocial support activities

HI's teams focused their functional rehabilitation interventions and psychosocial support on people with trauma-related injuries. More than 600 people benefited from our emergency physical rehabilitation services. HI's physical therapists conducted over 2,200 rehabilitation sessions and psychologists held more than 200 individual psychosocial support sessions. They also set up 11 community support groups and conducted 13 mass awareness-raising sessions with groups and in schools.

For two weeks in November, HI specialists also worked

in the mobile units set up by a local partner of the Haitian association, FONTEN. These units targeted isolated communities and vulnerable people who lacked access to health services. As a result, more than 700 people attended health awareness sessions and benefited from screening and referral to the appropriate health services.

To strengthen the collective response and enhance professional capacities, HI teams provided other organisations with mobility aids, such as crutches, wheelchairs and walkers, as well as human resources support and training sessions for health specialists. Rehabilitation staff and specialists from FONTEN, *Médecins Sans Frontières* and the Red Cross received training in the use of assistive devices, early rehabilitation, identification of disabilities, amputation and tele-rehabilitation. Our teams also trained psychologists and community workers on individual counselling, group therapy facilitation and psychological first aid.

Debris removal and logistics platforms to bring in supplies

Because landslides and other earthquake damage had blocked access roads, humanitarian convoys were initially unable to reach the affected areas. Thanks to our operations in *Les Anglais and Chardonnières*, HI was able to remove 9,000 cubic metres of earth and clear roads allowing trucks and people to get through.

More than 340 community members and their families were paid a daily wage for helping to clear the debris.

HI's transport platform, designed to deliver humanitarian supplies by boat and truck to isolated communities, enabled us to deliver over 650 tonnes of supplies to the areas affected by the earthquake.

3,145 people were supported by HI in its emergency response to the earthquake

Consignments included food, water, medical supplies and mobility aids (wheelchairs, walkers, and crutches).

Water, sanitation and hygiene initiatives

The earthquake left hundreds of thousands of people without shelter, electricity and drinking water. Basic hygiene products, such as soap, toilet paper, toothpaste and sanitary towels, became increasingly scarce and expensive. In late December, as part of the hygiene promotion project, our teams distributed 1,500 hygiene kits containing soap, towels, toothbrushes, laundry detergent, menstrual pads, toothpaste, buckets with taps and jerry cans. As always, teams focused on people with disabilities, and those living in situations of extreme vulnerability.

Inclusive humanitarian assistance with a special focus on the protection of the people supported

Throughout the emergency response, HI advocated for inclusive humanitarian action to ensure the needs of people with disabilities were taken into account at all times. HI representatives also provided feedback from the inclusion perspective on the nine-month humanitarian response plan put forward by OCHA in early 2022.

At all stages in the response, we took measures to ensure that the people supported were protected from harm and abuse. These measures included conducting a risk analysis and training staff in protection policies and practices.

© F. Roque / HI

INDONESIA AND THE PHILIPPINES

Forward together: a two-pronged approach to inclusive employment

In 2018, our teams and local partners in Indonesia and the Philippines rolled out an inclusive employment project to help young people with disabilities aged 15 to 45 to gain access to decent employment.

722 people helped in the framework of the "*Forward together*" project

The approach is two-pronged. "Forward together" supports employers looking to recruit young people with disabilities. HI's teams provide technical assistance to help employers recruit, retain and guide employees with disabilities along their career path.

At the same time, our teams give young people individual support to ensure they have the skills they need to find decent paid employment or launch their own self-employment project.

While young people with disabilities are at the heart of this project, all the stakeholders are important. HI works hand-in-hand with groups of young job seekers and companies of all sizes. Public employment agencies supporting other companies are also engaged in the project.

Last but not least, our teams provide assistance to technical and vocational schools and institutions.

© Twyla David / HI

© Sadiksha Malla / HI

NEPAL

Teaching reading for all

Across the globe, one out of every 20 children aged 14 or younger lives with a moderate to severe disability . Children with disabilities are among the most marginalised groups in terms of access to education, participation and learning achievements. The UN Convention on the Rights of Persons with Disabilities stipulates that children with disabilities have the right to inclusive, quality, and free primary and secondary education on an equal basis with others. In Nepal, however, several studies on educational outcomes point to high dropout rates and relatively low achievement rates among these children, especially in rural areas.

Working in partnership with local and international organisations, in 2021 HI ran a "Reading for All" project in 3,442 primary schools in 10 districts. The purpose is to improve the quality of data on the education of children with disabilities and enhance the school system's capacity to teach reading for all. Inclusive models for teaching students with disabilities to read are tested and adapted to specific needs. For example, an app for learning Nepali sign language (Mero Sanket) has been developed for children with hearing loss to help students in the first three grades of primary school to learn both reading and sign language. In 2021, 360 children received support from 86 HI learning facilitators.

27,721 people served during the *"Reading for all"* project

In addition, teams trained 5,017 head teachers and database managers from 3,094 schools in the early detection of disabilities and the education management information system. They designed and tested nine training modules on inclusive education to help children with disabilities to complete their schooling.

During the Covid-19 pandemic, our teams also distributed hygiene kits to children with disabilities to help keep them safe at school.

[1] *UNICEF, Global report, 2013*

	Emergency response	Protection and risk reduction[1]	Advocacy[2]	Social and Inclusion[3]	Rehabilitation services	Health	Logistics platforms
CENTRAL AND SOUTH AMERICA							
01 / Bolivia			X		X	X	X
02 / Colombia			X		X	X	X
03 / Cuba			X		X	X	
04 / Haiti	X		X	X	X	X	X	X
05 / Paraguay			X				
06 / Peru			X			X	X
07 / Venezuela			X		X	X	X
EUROPE AND NORTH AMERICA							
08 / Germany				X	X		
09 / Austria				X			
10 / Belgium			X	X	X	X	
11 / Canada				X			
12 / United States				X			
13 / France				X	X		
14 / Luxembourg				X	X		
15 / United Kingdom				X	X		
16 / Switzerland				X			
NORTH AFRICA							
17 / Algeria	X		X		X	X	X
18 / Libya	X		X			X	X
19 / Morocco	X				X	X	X
20 / Tunisia					X		X
WEST AFRICA							
21 / Benin			X	X	X	X	X	X
22 / Burkina Faso	X		X	X	X	X	X	X
23 / Guinea-Bissau				X	X		
24 / Mali	X		X	X	X	X	X	X
25 / Niger	X		X	X	X	X	X
26 / Senegal			X	X	X	X	X
27 / Sierra Leone			X	X	X	X	X
28 / Togo			X	X	X	X	X
INDIAN OCEAN							
29 / Madagascar	X				X	X	X
MIDDLE-EAST							
30 / Egypt			X		X	X	X
31 / Iraq (incl. Iraqi Kurdistan)	X		X	X	X	X	X
32 / Jordan				X	X	X
33 / Lebanon	X	X		X	X	X
34 / Palestine	X			X	X	X
35 / Syria	X	X	X	X	X	X
36 / Yemen	X	X	X	X	X	X
SOUTHERN, CENTRAL AND EAST AFRICA							
37 / Ethiopia	X	X	X	X	X	X
38 / Kenya		X		X	X	
39 / Mozambique	X	X		X	X	X
40 / Uganda		X		X	X	X
41 / Central African Republic		X		X	X	X	X
42 / Democratic Republic of the Congo	X	X		X	X	X	X
43 / Rwanda		X		X	X	X
44 / Somalia (incl. Somaliland and Puntland)	X	X		X		X
45 / South Sudan	X	X	X	X	X	X
45 / Chad		X		X	X	X
CENTRAL AND EAST ASIA							
47 / China			X	X		X
SOUTH ASIA							
48 / Afghanistan	X		X	X	X	X
49 / Bangladesh	X			X	X	X	X
50 / India				X		X
51 / Nepal	X			X	X	X
52 / Pakistan					X	X
53 / Sri Lanka			X	X	X	
SOUTH-EAST ASIA							
54 / Cambodia			X	X	X	X
55 / Indonesia		X		X		X
56 / Laos		X	X	X	X	X
57 / Myanmar (Burma)		X	X	X	X	X	X
58 / Philippines	X	X		X		X
59 / Thailand		X		X	X	
60 / Vietnam					X	

The borders and country names shown in this map do not imply an opinion by HI as to the status of these territories.

Map based on Peters projection

Part 3 | Worldwide presence

452 projects in 60 countries

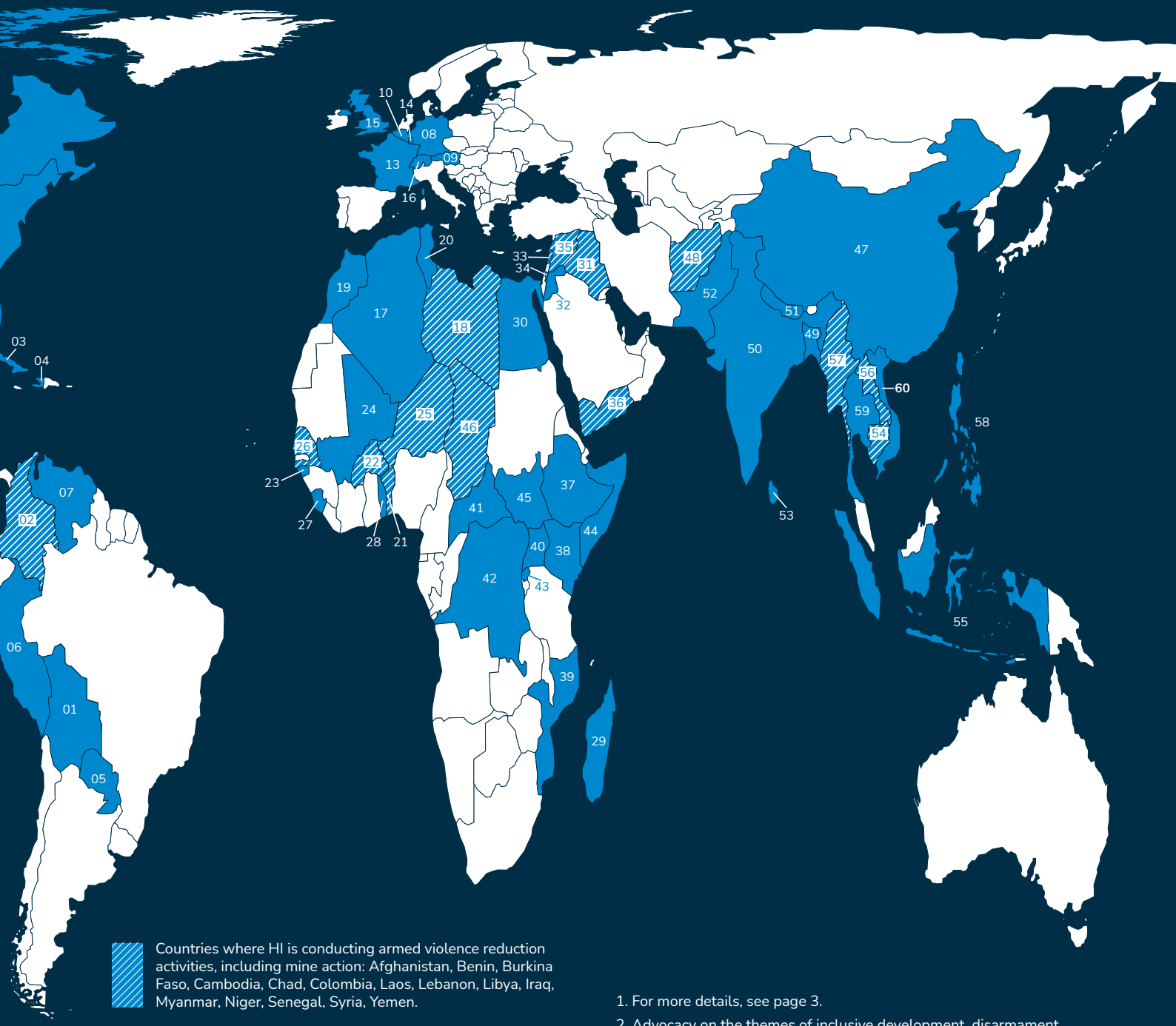

Countries where HI is conducting armed violence reduction activities, including mine action: Afghanistan, Benin, Burkina Faso, Cambodia, Chad, Colombia, Laos, Lebanon, Libya, Iraq, Myanmar, Niger, Senegal, Syria, Yemen.

All National Associations (Germany, Belgium, Canada, United States, France, Luxembourg, United Kingdom, Switzerland) and the Office in Austria conduct advocacy activities, including fighting against the bombing of civilians.

Country where activities closed down in 2021 : Algeria.

1. For more details, see page 3.
2. Advocacy on the themes of inclusive development, disarmament, humanitarian action.
3. Social & Inclusion: Services related to habitat, infrastructure, communication and public transport; services related to justice, citizenship and political participation; social services; educational services; economic services; water, sanitation and hygiene services.

Part 4 | Financial report

HI's network

A WORD FROM OUR TREASURER

A positive result in turbulent times

Difficult conditions in 2021 took a toll on HI's social mission, with a reduction in the volume of our programme activity for the first time since 2012, from 166 million euros in 2020 to 160 million euros in 2021: ongoing activities were hindered by Covid, delaying the start of new projects, and – in several countries – by instability, especially in the Middle East and the Sahel.

Nonetheless, thanks to the unwavering support of our donors, our private fundraising exceeded targets for the year by more than 2.2 million euros. Through prudent management, we were able to keep operating costs under control and, with the help of a net amount of provisions for risks and charges and positive exchange rate effects, generated a net surplus of 8.2 million euros for the network.

These great results for 2021 have strengthened our financial position and enabled us to augment our reserves, thus freeing up the resources needed to ensure an even faster response to humanitarian crises.

A major event after the closing of accounts: the Ukraine crisis

The conflict in Ukraine will have a significant impact on HI's activity in 2022, with effects on population displacements, major humanitarian consequences and repercussions for the global economy. HI worked in Ukraine between 2015 and 2017. After the start of military operations on 24 February 2022, we rapidly sent an evaluation team back into the country and launched a large-scale emergency humanitarian response. At the closing of the 2021 accounts, it was too soon to assess the direct and indirect consequences of this crisis on our 2022 accounts.

Claire VAUDRAY-RADISSON
Treasurer of HI

HI's funding and finance management principles

DIVERSE FUNDING SOURCES

To maintain its independence and ensure the long-term future of its actions, HI relies on three main sources of funding:

- funds raised from the general public through donations, solidarity sponsorship, legacies and sales of craft, fair-trade and co-branded products;
- grants from institutional donors (United Nations, European Union, the regional or national branches of international cooperation agencies) or private bodies (foundations, associations, companies);
- HI also draws benefit from its expertise and know-how by charging governmental agencies and international bodies for expertise and consultancy services.

As a result of its mixed funding structure (private donations and institutional funding) and international activity in contexts of crisis, disaster, reconstruction and development, HI's financial statements cannot easily be compared with those of other types of organisation.

PUBLIC GENEROSITY: A VITAL SOURCE OF FUNDING

Funds raised from the general public not only allow the organisation to directly finance the implementation of its programmes, but also to leverage additional funding for implementing actions on a larger scale. In fact, institutional donors are usually only willing to provide funding if the organisation is able to co-finance the programme concerned with funding raised from the general public. Public generosity is therefore the driving force behind the funding of HI's activities.

POOLING DONATIONS FOR GREATER EQUITY

HI has always made it a rule not to allocate donations to a given programme (except in the case of solidarity sponsorship), but rather to pool donations so they can be used on all of its programmes.

It can thus mobilise funding at any time for wherever needs are greatest and most urgent. This practice of pooling unrestricted funds is complementary to that of institutional donors who designate funds to specific projects.

A RESERVES POLICY TO ENSURE FINANCIAL SECURITY

In order to preserve its financial security and that of its actions, HI builds up reserves of association funds and liquid assets. These reserves enable the organisation to cope with any fluctuations in resources. They also cover the need for working capital caused by the lag time between the implementation of activities and the receipt of institutional funding and allow HI freedom of initiative and independence of action in implementing its social missions. Lastly, these reserves enable the organisation to finance its strategic development projects.

FINANCIAL TRANSPARENCY

HI has made financial transparency one of its key management principles. Its objective is to be capable at any time of accounting for the use of all the funds entrusted to it. In addition to internal controls, all HI network entities undergo numerous external audits. The accounts are certified by a statutory auditor in their own country, and then the organisation's combined accounts are signed off by the Federation's statutory auditor, Ernst & Young. The financial reports on the use of institutional funding produced by the organisation are also frequently audited by external auditors.

Finally, the French Court of Auditors *(Cour des Comptes)* can at any time audit the Federation, whose headquarters are in France, or the French national association.

Where our resources come from

- Public resources
- Private resources raised from the public generosity
- Other private resources not related to public generosity*

NB: In this diagram, calculated based on the Profit and Loss Account by Origin and Use of funds (CROD), revenue from solidarity trading (€2.837K) are not taken into account.

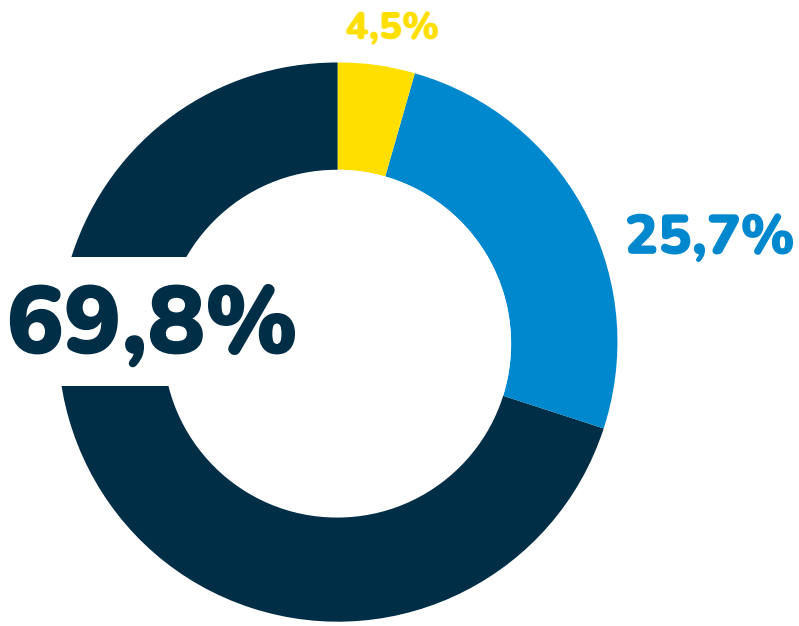

Contributions of the Federation, the National Associations and the office in Austria to the international network's resources

The federal network enables HI to develop and diversify:

- its financial, institutional and private resources;
- its human resources, through the recruitment of volunteers and international staff;
- its technical skills, through the acquisition of additional know-how.

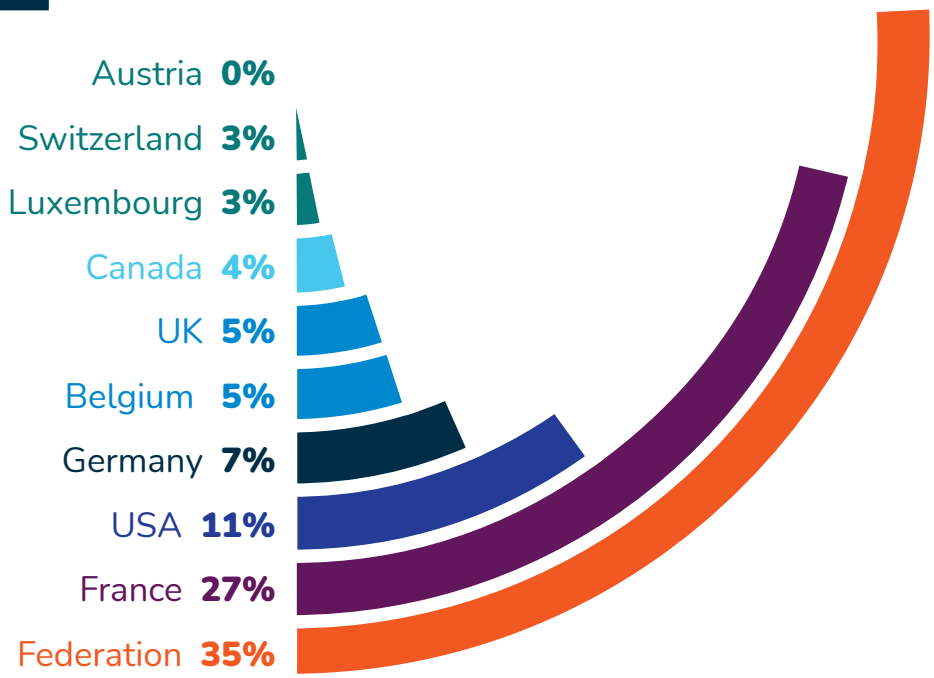

For €100 spent in 2021 by HI network*

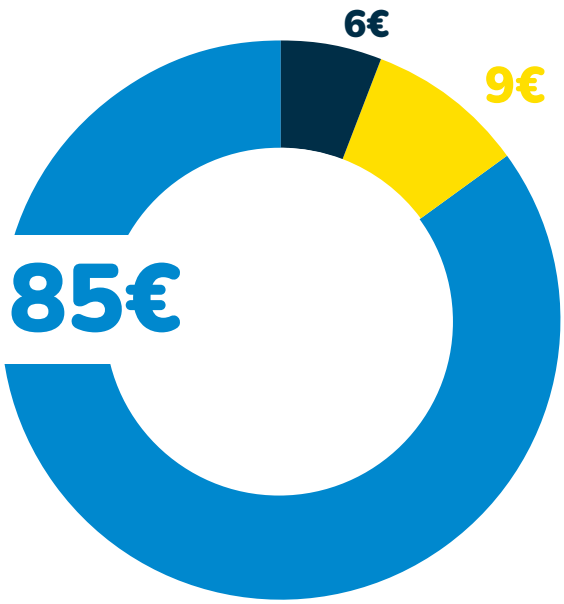

HI once again struck the crucial balance between funds spent on its social missions and those used to meet administrative and fundraising costs. For many years, the association has made every effort to ensure that this ratio is maintained.

In 2021, the share of jobs allocated to social missions, 85% (€185 million), is lower than in 2020 (86%). This difference is due to the drop in programme activities in 2021, which can be explained by several factors: a slowdown in the implementation of activities as a result of Covid, the closure of the Algeria programme, and the withdrawal of HI from Guinea Bissau, and instability in several countries (in the Middle East and the Sahel in particular) complicating the implementation of activities.

The share of fundraising costs and operating expenses are stable at 9% and 6% respectively.

- Social missions
- Fundraising expenses
- Administrative costs

NB: In this diagram, calculated based on the Profit and Loss Account by Origin and Use of funds (CROD), the cost of solidarity trade, i.e. €1,590K of direct costs integrated in the "fundraising costs" heading and €96K of operating costs, are not taken into account.

* The HI network includes the Federation, the 8 national associations: Belgium, Canada, France, Germany, Luxembourg, Switzerland, United Kingdom and the United States, an office in Austria and the HI Institute for humanitarian action.

Methodology used in establishing the Profit and Loss Account by Origin and USE OF FUNDS (CROD) and the CER[3]

As of the financial periods beginning on 1 January, 2020, private not-for-profit legal entities must apply ANC (French accounting Norms) Regulation No. 2018-06 of 5 December 2018, which succeeds CRC Regulation No. 99-01 of 16 February 1999.
This regulation provides, among other things, for the production of several tables, including **the Profit and Loss Account by Origin and Use of funds (CROD) that integrates all the uses and resources committed by the HI Network.**
Based on the CROD, the statement of utilisation of Resources raised from the Public (CER) account now only specifies the origin of the resources collected from the public, and their use by the association during the financia period.
On the basis of common accounting principles, these tables are established based on the cost accounts produced by each entity in the HI organisation, and in conformity with the regulations in force.
Each utilisation heading includes the direct costs and the management costs of the activities concerned.
International and national staff costs are charged directly to the programme concerned.
Costs incurred on development education work relate to the social mission and so are classified under that heading. This is the case for the costs incurred by international campaigns to ban landmines and cluster munitions , and the EWIPA campaign aiming to put an end to the bombing of civilians.
Costs relating to information to the general public (the website, for example) are included under "Administrative costs".
Exceptional income and expenditure for the financial year are incorporated into each heading of the CROD.
Finally, the heading "Of which public generosity" is calculated as the difference between the cost of each utilisation heading and other funding allocated to them (mainly institutional funds).

[3] As the Federation's headquarters are in France, French regulations apply.

CROD — Profit and loss account by origin and use of funds

At 31st December 2021 in thousands EUR.
This table is based directly on HI's annual financial statements. As such, the figures have been rounded up.

A - Resources and expenditures by origin and use of funds

	YEAR 2021		YEAR 2020	
RESOURCES BY ORIGIN	**TOTAL**	**Of which public generosity**	**TOTAL**	**Of which public generosity**
1 – Income from the public's generosity	56.883	56.883	54.717	54.717
2 – Income not related to the public's generosity	12.913	–	16.747	–
3 – Grants and other public subsidies	154.864	–	161.995	–
Total resources for the year	**224.660**	**56.883**	**233.459**	**54.717**
4 – Reversals of provisions and depreciations	3.509	–	1.840	–
5 – Uses of previous earmarked funds	957	957	505	505
Total resources	**229.126**	**57.840**	**235.804**	**55.222**
EXPENDITURES BY DESTINATION				
1 – Social missions	184.812	33.162	191.430	31.251
2 – Fundraising costs	21.222	18.232	19.795	16.344
3 – Operating costs	13.162	24	13.112	–
Total uses for the year	**219.196**	**51.418**	**224.337**	**47.595**
4 – Provisions and depreciations	1.240	–	4.570	–
5 – Carry-over of funds for the year	493	493	831	831
Total expenditures	**220.929**	**51.911**	**229.738**	**48.426**
Surplus or decifit	**8.197**	**5.929**	**6.066**	**6.796**

B - Voluntary contributions in kind

	YEAR 2021		YEAR 2020	
RESOURCES BY ORIGIN	**TOTAL**	**Of which public generosity**	**TOTAL**	**Of which public generosity**
1 – Voluntary contributions from the public's generosity	6.205	6.205	6.848	6.848
2 – Voluntary contributions not related to the public's generosity	–	–	–	–
3 – Public assistance in kind	–	–	–	–
Total resources	**6.205**	**6.205**	**6.848**	**6.848**
EXPENDITURES BY DESTINATION				
1 – Voluntary contributions to social missions	1.371	1.371	1.212	1.212
2 – Voluntary contributions to fundraising	1.658	1.658	2.182	2.182
3 – Voluntary contributions to the admin. costs	3.176	3.176	3.454	3.454
Total expenditures	**6.205**	**6.205**	**6.848**	**6.848**

CER — Annual statement of uses of funds raised from the public

At 31st December 2021 in thousands EUR.
This table is based directly on HI's annual financial statements. As such, the figures have been rounded up.

USE OF FUNDS BY DESTINATION	YEAR 2021	YEAR 2020
1 – Social mission	33.162	31.251
2 – Fundraising costs	18.232	16.344
3 – Operating costs	24	–
Total uses for the year	**51.418**	**47.595**
4 – Provisions and depreciation	–	–
5 – Deferred funds from the year	493	831
Excedent of the public's generosity for the year	5.929	6.796
TOTAL	**57.840**	**55.222**

RESOURCES BY ORIGIN		
1 – Resources from the public's generosity	56.883	54.717
Total resources for the year	**56.883**	**54.717**
4 – Reversals of provisions and depreciation	–	–
5 – Uses of previous earmarked funds	957	505
Deficit of the public's generosity for the year	–	–
TOTAL	**57.840**	**55.222**

Resources carried over from public generosity at the beginning of the year (excluding dedicated funds)	**31.973**	**25.294**
(+) surplus or (-) shortfall of public's generosity	**5.929**	**6.796**
(+) net investments and (-) disinvestments related to public's generosity during the year	**-572**	**-117**
Resources carried over from public's generosity at the end of the year (excluding dedicated funds)	**37.330**	**31.973**

Resources raised from the public: all one-off donations, direct debit donations, donations from solidarity sponsorships, bequests, etc. Raised in the year.

Income not related to public generosity: private institutional funding from foundations and associations, income from solidarity trade, other income.

Subsidies and other public support: funding obtained from international organizations (including the european union and the united nations), as well as public subsidies obtained mainly in the countries where the national associations of the network are established.

Social missions: implementation of HI programmes throughout the world and programmes coordination from headquarters. A programme includes more than one project.

Fundraising expenses: includes expenses for general public fundraising campaigns and the search for public and private institutional funds.

Administrative costs: includes all expenses related to general services, as well as expenses for information and awareness-raising, for example the organisation's website

Reported resources related to public generosity at the beginning of the financial year (excluding dedicated funds): constitutes the "initial stock of donations". It corresponds to the part of the own funds coming from the collection from the public and not used during the previous financial years.

Resources carried over from public generosity at the end of the financial year (excluding dedicated funds): constitutes the "final stock of donations" not used at the end of the year. This stock, integrated into the own funds, contributes to the financial security essential to the sustainability of social missions.

Distribution of expenditure related to social missions by geographical area

This table is based directly on HI's annual financial statements. As such, the figures have been rounded up.

Africa and the Indian Ocean

79,6 million euros

Burkina Faso / Niger	16,36%
Benin / Togo	4,24%
Central African Republic	5,62%
Chad	9,51%
Democratic Republic of the Congo	9,79%
East Africa (zone)	0,91%
Ethiopia / Somalia	5,38%
Kenya / Uganda	9,95%
Madagascar	5,88%
Mali	15,12%
Mozambique	1,64%
Republic of South Sudan	3,94%
Rwanda	4,81%
Senegal / Guinea Bissau	3,77%
Sierra Leone	3,08%

Asia

32,6 million euros

Afghanistan	12,58%
Bangladesh	24,20%
Cambodia	4,84%
China	3,18%
Indonesia / Philippines	6,62%
Laos	9,05%
Myanmar / Thailand	11,12%
Nepal / India	12,59%
Pakistan	7,74%
Sri lanka	5,07%
Vietnam	3,01%

Central and South America

13,8 million euros

Bolivia	3,08%
Colombia	42,27%
Cuba	5,24%
Haiti	32,24%
Peru	6,26%
Venezuela crisis	10,91%

North Africa and the Middle East

50,0 millions d'euros

Algeria / Morocco / Tunisia	6,91%
Egypt / Jordan / Lebanon / Palestinian territories	25,01%
Iraq / Syrian crisis / Yemen	62,47%
Libya	5,61%

Carried out at National level

8,7 million euros

Campaign to promote the inclusion of people with disabilities	13,02%
Fablife	0,94%
HI Institut	3,82%
International Campaign to Ban Landmines and EWIPA campaign	47,52%
Other programmes activities	34,70%

Other programmes activities

0,1 million euros

Breakdown of the volume of social missions by sector of activity

Total social missions: €185 million

- Rehabilitation Services
- Other Protection and Risk Reduction Activities
- Armed violence reduction
- Health Services
- Advocacy & public mobilization
- Logistical platforms
- Other inclusive services
- Economic inclusion
- Inclusive education

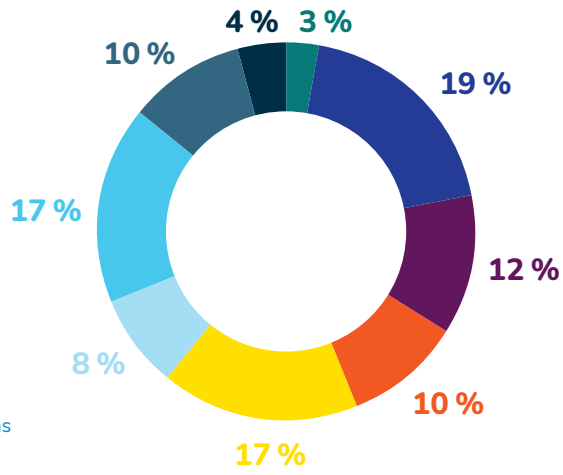

N.B.: In the diagram above, calculated based on the Profit & Loss account by origin and use of funds (CROD), the costs directly linked to the coordination of social missions (including monitoring and support costs) are split between the programmes according to a calculation rule validated by HI's auditor.

Federal network balance sheet

At 31st December 2021 in thousands EUR.
This table is based directly on HI's annual financial statements. As such, the figures have been rounded up.

Assets

	YEAR 2021	YEAR 2020
Fixed assets[1]	18.129	17.892
Institutional donors[2]	160.996	177.274
Receivables received by legacies or donation[2]	2.485	3.331
Other inventories and receivables[2]	30.213	31.044
Cash disposal[3]	51.856	51.990
Exchange adjustement – assets	327	1.816
Total assets	**264.006**	**283.347**

Liabilities

	YEAR 2021	YEAR 2020
Own funds[4]	46.438	38.383
Deferred funds related to bequests or donations	5.367	5.729
Designated funds[5]	782	1.246
Provisions[6]	3.521	5.959
Debts of legacies and donations[7]	1.717	759
Institutional donors[7]	8.329	3.673
Current liabilities[7]	28.182	32.652
Deferred income related to institutional fundings[8]	168.871	194.946
Unrealised exchange gains	799	—
Total liabilities	**264.006**	**283.347**

As of 1 January 2020, all legacies and donations are accounted as assets and liabilities in the specific accounts from the date of acceptance by the Board of Directors. As soon as a funding contract (awarded by public and private institutional donors) is signed, the entire subsidy is recognised as income, with a corresponding receivable from the donor on the assets side of the balance sheet. At the close of the accounts, the income is adjusted to the expenses incurred during the financial year: the portion of the grant relating to future financial years is entered at the close of the financial year in a "Deferred income from donors" account. The receivable from the donor is adjusted during the year on the basis of the donor's payments.

1- **Fixed assets:** buildings, vehicles, computer hardware, and so on, as well at head-office as on the field.

2- **Current assets:** inventories of raw materials / client receivables and related accounts, and institutional donors.

3- **Cash disposal:** cash immediately available for the organisation's needs. Part of these funds is placed without risk to financial investments.

4- **Own funds (new name of associative funds):** security funds constituted since the creation of the association. They are integrated in the treasury and allow hi to finance its actions while waiting for the institutional donors funds.

5- **Designated funds on restricted donations:** funds restricted to specific projects and not used during the period

6- **Provisions for risks and charges:** provisions to cover current disputes or possible risks on funding contracts

7- **Debts:** amounts due to suppliers, social security funds and funds advanced by institutional donors and not used during the year.

8- **Deferred income related to institutional fundings:** amount of institutional financing acquired but not yet used during the year.

Part 5 | Financial report

Federation

The eight national associations that form the federal network entrust the Federation with exclusive responsibility for the implementation of international aid projects, advocacy and political initiatives at the international level, the preparation of the medium-term strategy and the development of common policies and operating procedures.

HI Federation of balance sheet

At 31st December 2021 in thousands EUR. This table is based directly on HI's annual financial statements. As such, the figures have been rounded up.

Assets

	YEAR 2021	YEAR 2020
Fixed assets[1]	13.289	14 431
Institutional donors[2]	92.189	116 195
Other inventories and receivables[2]	42.445	45 779
Cash disposal[3]	24.092	28 718
Total assets	**172.015**	**205 123**

Liabilities

	YEAR 2021	YEAR 2020
Own funds[4]	37.337	29 596
Provisions for risks and charges[5]	3.431	6 439
Designated funds on restricted donations[6]	712	1 246
Donor debts[7]	4.701	8 925
Other debts[7]	125.834	158 917
Total liabilities	**172.015**	**205 123**

1. **Fixed assets:** buildings, vehicles, computer hardware, and so on , as well at head-office as on the field.
2. **Current assets:** inventories of raw materials / client receivables and related accounts, and funding organisations.
3. **Cash disposal:** Cash at bank and in hand. Part of this disposal is placed in SICAV, without-risk financial investments.
4. **Own funds:** security funds created at the creation of the Association. They are integrated in the treasury and allow to finance the actions while waiting for the institutional donors funds.
5. **Provisions for risks and charges:** provisions to cover current disputes or possible risks on funding contracts.
6. **Designated funds on restricted donations:** allocated funds to specific projects and not used during the period
7. **Debts:** include suppliers and other liabilities like tax and social liabilities, as well as funds received from funding organisations but not used during the period.

HI Federation income statement

At 31st December 2021 in thousands EUR.
This table is based directly on HI's annual financial statements. As such, the figures have been rounded up.

		YEAR 2021	YEAR 2020
OPERATING INCOME	Sales of goods and services	1.619	1.448
	Income from third party funders	193.447	202.663
	Reversals of depreciation, impairment, provisions and expenses transfers	4.109	1.718
	Use of dedicated funds	957	505
	Stocked production	–	-78
	Capitalized production	172	291
	Other products	2.197	2.510
	TOTAL I	**202.501**	**209.057**
OPERATIING EXPENSES	Purchase of raw materiales, goods and other supplies	–	3
	Change of raw materials inventories	100	89
	Other purchases and external charges	51.982	51.902
	Financial aid paid by the entity	50.297	57.561
	Taxes and similar payments	2.603	2.277
	Wages and salaries	69.008	66.960
	Social security charges	15.149	14.537
	Depreciation and amortisation	2.229	2.728
	Allocation to provisions	1.100	5.069
	Dedicated funds carried forward	423	831
	Other expenses	485	706
	TOTAL II	**193.376**	**202.663**
	1. OPERATING RESULT (I-II)[1]	**9.125**	**6.394**
	FINANCIAL PRODUCTS (III)	1.077	391
	FINANCIAL EXPENSES (IV)	1.069	1.800
	2. FINANCIAL RESULT (III-IV)[2]	**8**	**-1.409**
	3. CURRENT INCOME BEFORE TAXES (I-II+III-IV)	**9.133**	**4.985**
	PRODUCTS EXCEPTIONAL (V)	189	2.163
	CHARGES EXCEPTIONAL (VI)	378	568
	4. EXCEPTIONAL RESULT (V-VI)[3]	**-189**	**1.595**
	INCOME TAX (VII)[4]	0	6
	TOTAL INCOME (I+III+V)	**203.767**	**211.611**
	TOTAL EXPENSES (II+IV+VI+VII)	**194.823**	**205.037**
	SURPLUS OR DEFICIT	**8.944**	**6.574**

1. **Operating income and expenses:** purchases, overheads, wages, taxes, depreciations and provisions for expenses, donations and fundings for income.

2. **Financial income and expenses:** loans, investments and exchange gaps.

3. **Exceptional income and expenses:** assets transfer, penalties.

4. **Income taxes:** taxes on financial operations.

Handicap International — Humanity & Inclusion network 2021 annual report

Publication Director: **Jean-Noël Dargnies**
Editorial Director: **Manuel Patrouillard**
Editorial Board: **Catherine Clavel, Florence Daunis, Sylvain Ogier, Marie Verrier**
Graphic design: **Mélissa Jay / HI**
Layout: **Marion Dumoulin**
Proofreading: **Marie-Do Bergouignan**
Translation coordination: **Marly Revuelta**
Translation: **Mandy Duret, Mica Bevington, Version Originale**
Photo research: **Laethicia Lamotte**
Printing: **2 Print**
Cover photo: **Tom Nicholson / HI**
ISBN: **978-2-37886-014-1**

The Handicap International — Humanity & Inclusion network is composed of a Federation, which implements our field programmes in 51 countries, 8 national associations, an office in Austria and the HI Institute for Humanitarian Action.
The programmes and National Associations operate under the names "Humanity & Inclusion", "Humanité & Inclusion" or "Handicap International" depending on the country.

HI Federation Board of Trustees 2022-2023

BUREAU

Chairperson : **Jean-Noël DARGNIES** — Director, Education sector
General Secretary: **Pascal POLLET** — Consultant
Treasurer: **Claire VAUDRAY-RADISSON** – Certified public Accountant

MEMBERS

Christian FUCHS — Corporate director
Dagué GUEYE NDEYE — Association representative
Pierre LEONARD — President of HI-Canada
Maryvonne LYAZID — Consultant
François MOMBOISSE — Consultant
Magali MOURLON — Humanitarian officer
Jean-Thomas NOUBOUSSI — Senior International Civil Servant
Bernard POUPON — Corporate director
Elise SAINT-AUBIN — Consultant
Christophe WILHELM — President of HI-Switzerland

Handicap International — Humanity & Inclusion network

138, avenue Frères-Lumière
CS 88379
69 371 LYON CEDEX 08
FRANCE
Tel: + 33 (0) 4 78 69 79 79
Fax: + 33 (0) 4 78 69 79 94
E-mail: contact@hi.org

www.hi.org